

Quarterly report of the composition and value of Stabilisation Reserve Fund

31.12.2018

1. General information

1.1. Fund size

	Amount (EUR)
Fund size in market value	411 507 926
Change in market value in 3 months	-444 087
Change in market value in 12 months	-686 757
Change in market value since beginning of year	-686 757

1.2. Cash inflows and outflows

	Amount (EUR)
Cash inflows since beginning of year pursuant to State Budget Act	1 086 575
Cash outflows since beginning of year	0

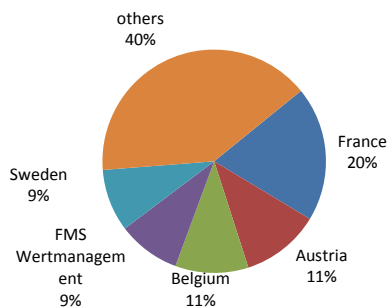
1.3. Performance

	Portfolio	Benchmark Discrepancy +/-	
Quarterly return (annualized)	-0,43%	-0,40%	-0,03%
Annual return (annualized)	-0,43%	-0,42%	-0,01%
YTD return (annualized)	-0,43%	-0,42%	-0,01%
Modified duration (annualized)	0,90	0,49	0,41

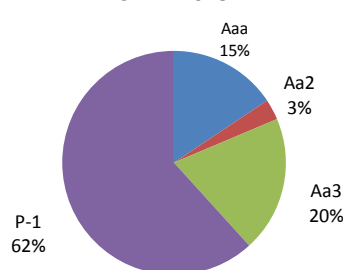
1.4. Investment breakdowns

		Ratios %	Limit	Discrepancy +/-Market value (EUR)	
Sector breakdown					
	governments	65,15%	100%		268 083 940
	financial institutions	34,85%	35%	0,15%	143 423 986
Credit quality					
	Aaa	15,62%			64 264 631
	Aa2	3,02%			12 436 682
	Aa3	19,64%			80 839 129
	P-1	61,72%			253 967 485
Top 5 holdings					
	France	19,46%	20%	0,54%	80 065 300
	Austria	11,42%	20%	8,58%	47 011 050
	Belgium	10,61%	20%	9,39%	43 655 610
	FMS Wertmanagement	9,06%	20%	10,94%	37 268 210
	Sweden	9,03%	100%	90,97%	37 174 536
Instrument breakdown					
	bonds	99,90%			411 081 073
	deposits	0,00%			0
	account balance	0,10%			426 854
Currency breakdown					
	EUR	100,00%	100%	0,00%	411 507 926

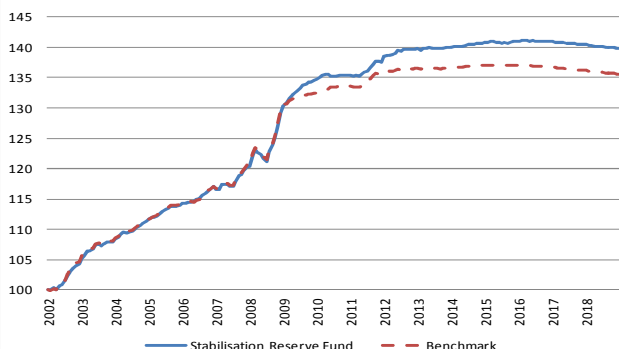
Top 5 holdings of Stabilisation Reserve Fund as of 31.12.2018



Credit quality of Stabilisation Reserve Fund as of 31.12.2018



Cumulative return of Stabilisation Reserve Fund and its benchmark, reserve's return p.a. is 1,99% and benchmark's 1,81%



Size and return of Stabilisation Reserve Fund

