

Quarterly report of the composition and value of Stabilisation Reserve Fund

31.03.2021

1. General information

1.1. Fund size

	Amount (EUR)
Fund size in market value	431 270 144
Change in market value in 3 months	-651 642
Change in market value in 12 months	20 201 453
Change in market value since beginning of year	-651 642

1.2. Cash inflows and outflows

	Amount (EUR)
Cash inflows since beginning of year pursuant to State Budget Act	1 240
Cash outflows since beginning of year	0

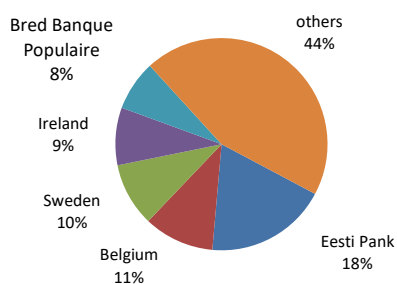
1.3. Performance

	Portfolio	Benchmark	Discrepancy +/-
Quarterly return (annualized)	-0,60%	-0,56%	-0,04%
Annual return (annualized)	0,32%	-0,17%	0,49%
YTD return (annualized)	-0,60%	-0,56%	-0,04%
Modified duration (annualized)	0,79	0,48	0,30

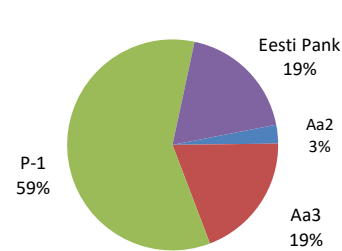
1.4. Investment breakdowns

	Ratios %	Limit	Discrepancy +/-	Market value (EUR)
Sector breakdown				
governments	46,43%			200 218 690
central banks	18,63%	100%		80 330 127
financial institutions	32,63%			140 721 625
companies	2,32%	35%	0,05%	9 999 703
Credit quality				
Aa2	2,85%			12 302 732
Aa3	19,45%			83 889 176
P-1	59,07%			254 748 110
Eesti Pank	18,63%			80 330 127
Top 5 holdings				
Eesti Pank	18,63%	100%	81,37%	80 330 127
Belgium	10,68%	20%	9,32%	46 073 370
Sweden	9,72%	100%	90,28%	41 917 876
Ireland	8,76%	20%	11,24%	37 784 448
Bred Banque Populaire	7,65%	20%	12,35%	32 996 920
Instrument breakdown				
bonds	73,58%			317 342 009
deposits	7,65%			32 996 920
account balance	18,77%			80 931 215
Currency breakdown				
EUR	100,00%	100%	0,00%	431 270 144

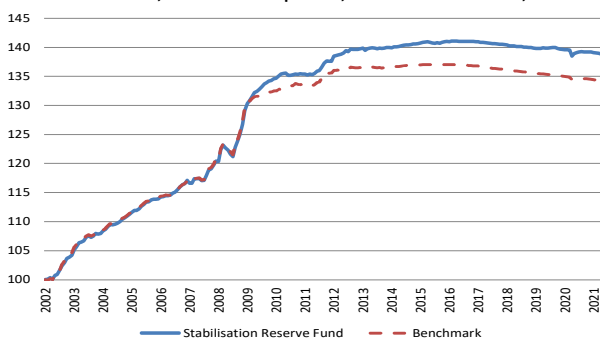
Top 5 holdings of Stabilisation Reserve Fund as of 31.03.2021



Credit quality of Stabilisation Reserve Fund as of 31.03.2021



Cumulative return of Stabilisation Reserve Fund and its benchmark, reserve's return p.a. is 1,72% and benchmark's 1,54%



Size and return of Stabilisation Reserve Fund

