

Quarterly report of the composition and value of Stabilisation Reserve Fund

30.06.2021

1. General information

1.1. Fund size

	Amount (EUR)
Fund size in market value	431 538 431
Change in market value in 3 months	268 287
Change in market value in 12 months	-632 904
Change in market value since beginning of year	-383 355

1.2. Cash inflows and outflows

	Amount (EUR)
Cash inflows since beginning of year pursuant to State Budget Act	859 608
Cash outflows since beginning of year	0

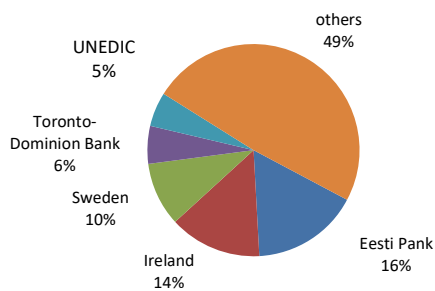
1.3. Performance

	Portfolio	Benchmark	Discrepancy +/-
Quarterly return (annualized)	-0,55%	-0,43%	-0,12%
Annual return (annualized)	-0,35%	-0,41%	0,06%
YTD return (annualized)	-0,57%	-0,50%	-0,08%
Modified duration (annualized)	1,22	0,54	0,67

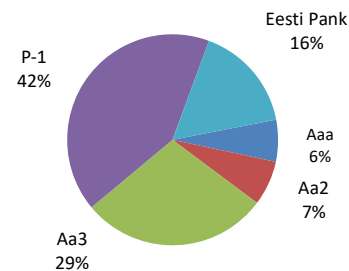
1.4. Investment breakdowns

	Ratios %	Limit	Discrepancy +/-	Market value (EUR)
Sector breakdown				
governments	48,84%			210 780 996
central banks	16,33%	100%		70 491 191
financial institutions	32,51%			140 303 930
companies	2,31%	35%	0,18%	9 962 315
Credit quality				
Aaa	6,40%			27 615 875
Aa2	6,87%			29 648 604
Aa3	28,73%			123 992 751
P-1	41,66%			179 790 011
Eesti Pank	16,33%			70 491 191
Top 5 holdings				
Eesti Pank	16,33%	100%	83,67%	70 491 191
Ireland	14,08%	20%	5,92%	60 778 633
Sweden	9,70%	100%	90,30%	41 860 526
Toronto-Dominion Bank	5,78%	20%	14,22%	24 952 343
UNEDIC	5,21%	20%	14,79%	22 476 476
Instrument breakdown				
bonds	78,57%			339 048 065
deposits	5,10%			21 999 175
account balance	16,33%			70 491 191
Currency breakdown				
EUR	100,00%	100%	0,00%	431 538 431

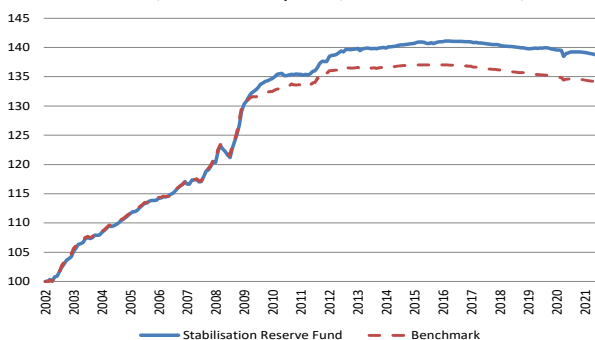
Top 5 holdings of Stabilisation Reserve Fund as of 30.06.2021



Credit quality of Stabilisation Reserve Fund as of 30.06.2021



Cumulative return of Stabilisation Reserve Fund and its benchmark, reserve's return p.a. is 1,69% and benchmark's 1,52%



Size and return of Stabilisation Reserve Fund

